



GREAT FOR:

**PATIOS | CARPORTS | GARAGES | POOL HOUSES | GREEN HOUSES | NURSERIES
WENDY HOUSES | HOT HOUSES | FACTORY-SKYLIGHTS | CLADDING etc.**

**POLYETHYLENE ROOF SHEETING
MAKE IT YOUR FIRST CHOICE IN ROOF SHEETING**

4 standard colours available

4EVER SHEETING is a product that has proved itself to be durable and hardy over the last 10 years, even in the harsh South African climate. It is an excellent DIY product. Doing installations is a breeze as the material is light, flexible, easy to cut and best of all safe to use.



LET IN THE LIGHT...NOT THE SUN!
Cool underneath with a full shadow but still lets in visible light

PRODUCT

4EVER SHEETING is roof sheeting made from Polyethylene and comes in 4 standard colours in an I.B.R Profile.

Polyethylene is a Polymer that you see most in day-to-day life. In fact, Polyethylene is the most popular plastic used in the world today. This is evident as this Polymer is used to make items such as Shopping bags, Shampoo bottles, Children's toys and is even being used in Bullet Proof Vests. These characteristics indicate the sure "Strength" and "Versatility" of this material.

Polyethylene is the most versatile thermo plastic resin available. It is available in a wide range of melt indices, densities and additive formulations. The plastic we use is a UV stabilized Linear Low Density Polyethylene, which is a bi-product produced during the Crude Oil refining process.

Global Quality Standards ensure product uniformity and consistency, with over 60 million tons being produced each year worldwide.

Our Roof Sheeting has distinct advantages over competitive products in terms of flexibility, durability and maintenance. It is therefore a superior product at a more cost effective price because of its longevity.

Other colours can be produced at an additional cost should a potential client need a colour that is not currently available. There is also a potential to expand the colour range if there is a demand for other colours.

With the roof sheeting being made from Polyethylene, rust is also not a factor, which makes it ideal for any moist environment, including sea air. 4EVER SHEETING is ideal for South African conditions.

Polyethylene is non-abrasive, serves as a thermal insulator, is inert to water, grease and solvents at typical temperatures, is CFC-free and ozone friendly.

This product has been tested by the Institute for Polymer Studies at the University of Stellenbosch and carries a 7 year guarantee on the material.



PRODUCT DESCRIPTION

Whilst there are already other roof sheeting products available on the market, 4EVER SHEETING is a superior product. It's major advantage being its longevity. It is more durable and flexible than its competitors. Unlike other products on the market it will not discolour, crack, flake, become brittle, chip or rust. The product is positioned as a supplementary product in the market place and not as a replacement for all other roof sheeting products. We offer our customers an alternative.


- Our sheets are all 2.5mm to 3mm thick for added strength
- Tested by the Institute for Polymer Science at the University of Stellenbosch
- 7 Year Guarantee on material
- Does not discolour
- Tested between -60° and +50° Celsius and it maintains its material consistency
- 160° Celsius melting point
- Light transmittance of 75% through natural white sheets
- Light transmittance of 35% through coloured sheets
- UV Filtration properties, cooler in summer
- Does not become brittle, chip, crack or flake
- Lightweight & durable
- Flexible and shatter proof
- Smooth finish, prevents build-up of dirt & fungus (Unaffected by sea air)
- Little or no maintenance is required
- Unaffected by any chemicals, acids or bases
- Non-Toxic
- I.B.R. Profile
- Choice of 4 standard colours
- Easy to transport and store
- Easy to cut to size (Standard D.I.Y. tools i.e. hand saw, grinder, circular saw, etc.)
- Recyclable
- Less noise generated by sheeting in rainfall or hail storm
- Less heat penetration than conventional material

SPECIFICATIONS

Covering Specifications for IBR sheeting:

| | |
|------------------------|-------|
| Covering Width | 686mm |
| Overall Width | 730mm |
| Maximum Purlin Spacing | 600mm |

PLEASE NOTE: The covering width is not the total width of the sheeting. It is the total coverage you get including the overlaps.




ADVANTAGES

- More resistant to Hail
- Less Noise in Rain
- Cool Underneath
- Crack Resistant
- Light Weight
- Maintenance Free
- Long Life Span
- Recyclable
- No Chipping & Flaking
- U.V. Stabilized
- Weather Resistant
- Unaffected By Sea Air
- Unaffected By Chemicals
- No Painting Required
- Let's in Light
- Stays Clean

Photos taken at the same time in the afternoon with the ambient temperature of 25°C with direct sunlight on the top of the roof sheeting.



A temperature measurement under galvanized iron patio 40.6°C
A temperature measurement under 4EVER SHEETING natural white 28.3°C



BEFORE



AFTER



INSTALLATION INSTRUCTIONS

Polyethylene roof sheets are easy to install, no special equipment needed, the sheets can be cut using a ordinary hand saw, grinder, band saw, jig saw or circular saw.

Use good quality roof screws to fix the sheets to the purlins. Purlin spacing is very important because of the flexibility of Polyethylene Roof Sheeting.

Maximum purlin spacing should not exceed 760mm for IBR.

Do not use warped purlins.

Allow a minimum 5 degree slope for water runoff.

Ensure that you store sheets on a flat surface before installation.

Do not squash the sheet when driving the tek screw through the edge lap as this will distort the sheet edge. Do not butt the sheeting right up against a wall or frame because the material will expand pushing itself up against the obstacle. (This is important when installing in cooler weather)


We recommend that a spacer be placed between the bottom of the lap and the purlin whilst fastening the roof screw.

Pre drilling the sheeting with larger diameter holes than the screws you use is essential to prevent any damage due to expansion. That's why it's called an expansion hole! When using a 6mm screw you should drill a 10mm hole

Fix end lap at all corrugations. Take your time with the first sheet ensuring it is placed square to the purlin and the structure in general.

For IBR we use spacers 34mm long, cut from 16mm PVC conduit pipe to prevent the sheeting from deforming when the screws are pulled down. The spacers also allow the washers to seal properly against the sheeting preventing any possible water leaks but do not tighten the screws too much to allow the sheeting to expand and contract. If the laminated washer dents you have tightened it too much and should loosen it a turn or two.

Pay attention to all of the above and the installation will be neat and long lasting.



Example of how we use the spacer



Close up of Spacer

CONTACT US

JOHANNESBURG

Plot 70 | Mountain Drive
Lammermoor Country Estate
Lanseria
(Off the Elandsdrift Road)

Roy Jacobs

Email: roy@4eversheeting.co.za

Office: (011) 391-1345

Mobile: 079 497 3127

www.4eversheeting.co.za

